

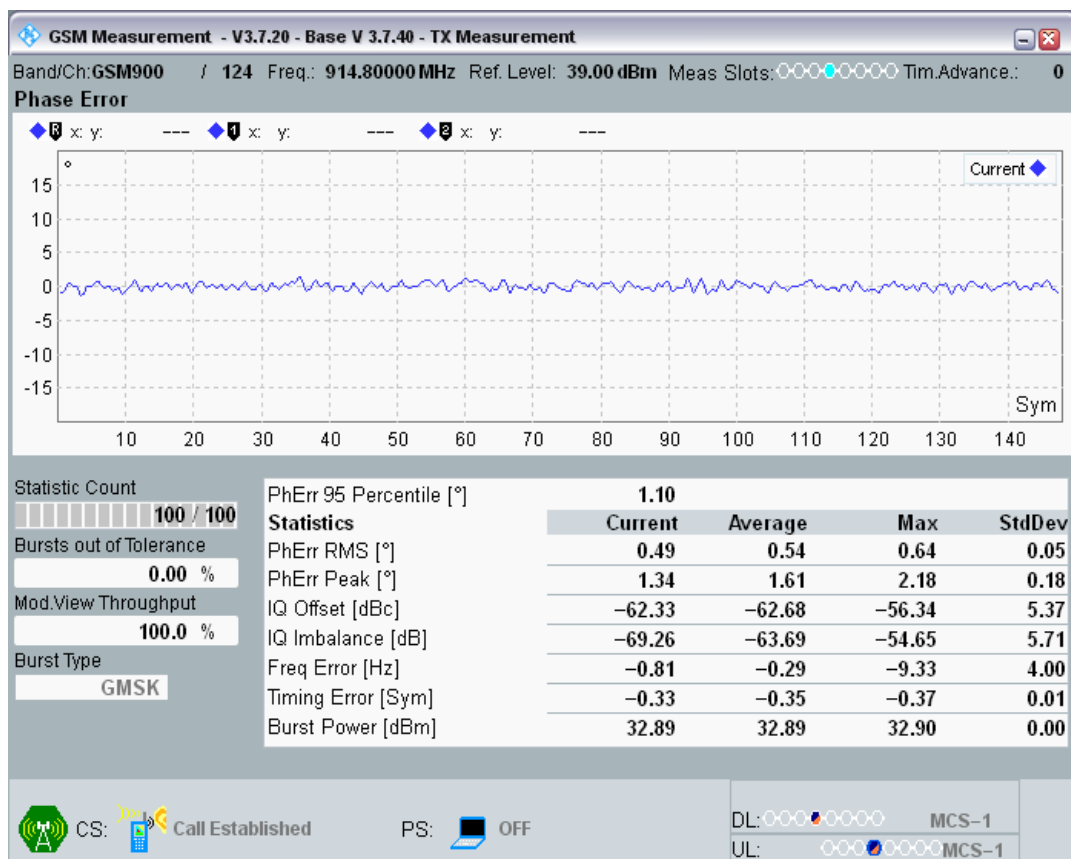
Test Condition: Vibration Test Mode: GSM, GPRS Test Band: GSM900, DCS1800

Test Data

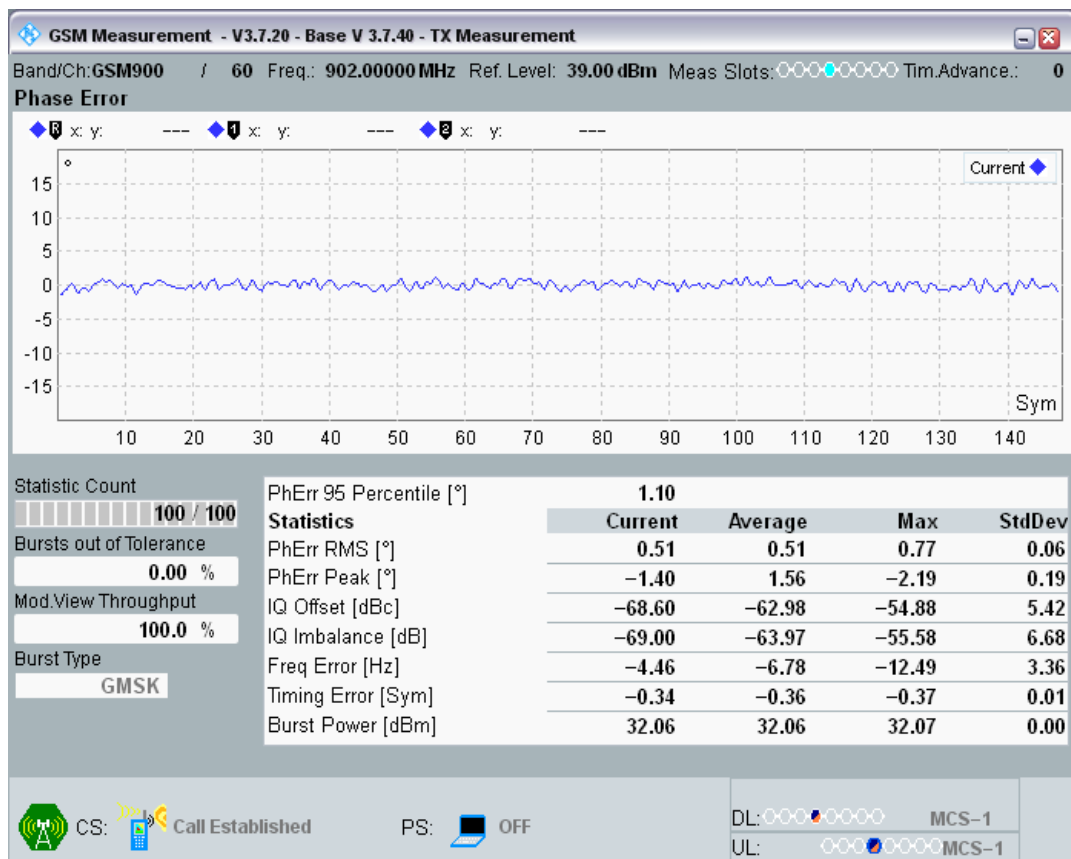
Clause 4.2.1 Transmitter-Frequency error and phase error

Band	Channel	Frequency (MHz)	PCL	Type	Result	Low Limit	high Limit	Verdict
GSM900	975	880.2	5	Frequency Error (Hz)	-0.29	-88.02	88.02	PASS
GSM900	975	880.2	5	RMS Phase Error (Degree)	0.43	0	5	PASS
GSM900	975	880.2	5	Peak Phase Error (Degree)	1.35	0	20	PASS
GSM900	60	902	5	Frequency Error (Hz)	-6.78	-90.2	90.2	PASS
GSM900	60	902	5	RMS Phase Error (Degree)	0.51	0	5	PASS
GSM900	60	902	5	Peak Phase Error (Degree)	1.56	0	20	PASS
GSM900	124	914.8	5	Frequency Error (Hz)	-0.29	-91.48	91.48	PASS
GSM900	124	914.8	5	RMS Phase Error (Degree)	0.54	0	5	PASS
GSM900	124	914.8	5	Peak Phase Error (Degree)	1.61	0	20	PASS
DCS1800	512	1710.2	0	Frequency Error (Hz)	-30.64	-171.02	171.02	PASS
DCS1800	512	1710.2	0	RMS Phase Error (Degree)	0.98	0	5	PASS
DCS1800	512	1710.2	0	Peak Phase Error (Degree)	2.87	0	20	PASS
DCS1800	700	1747.8	0	Frequency Error (Hz)	-9.91	-174.78	174.78	PASS
DCS1800	700	1747.8	0	RMS Phase Error (Degree)	0.66	0	5	PASS
DCS1800	700	1747.8	0	Peak Phase Error (Degree)	2.25	0	20	PASS
DCS1800	885	1784.8	0	Frequency Error (Hz)	-25.67	-178.48	178.48	PASS
DCS1800	885	1784.8	0	RMS Phase Error (Degree)	0.67	0	5	PASS
DCS1800	885	1784.8	0	Peak Phase Error (Degree)	2.23	0	20	PASS

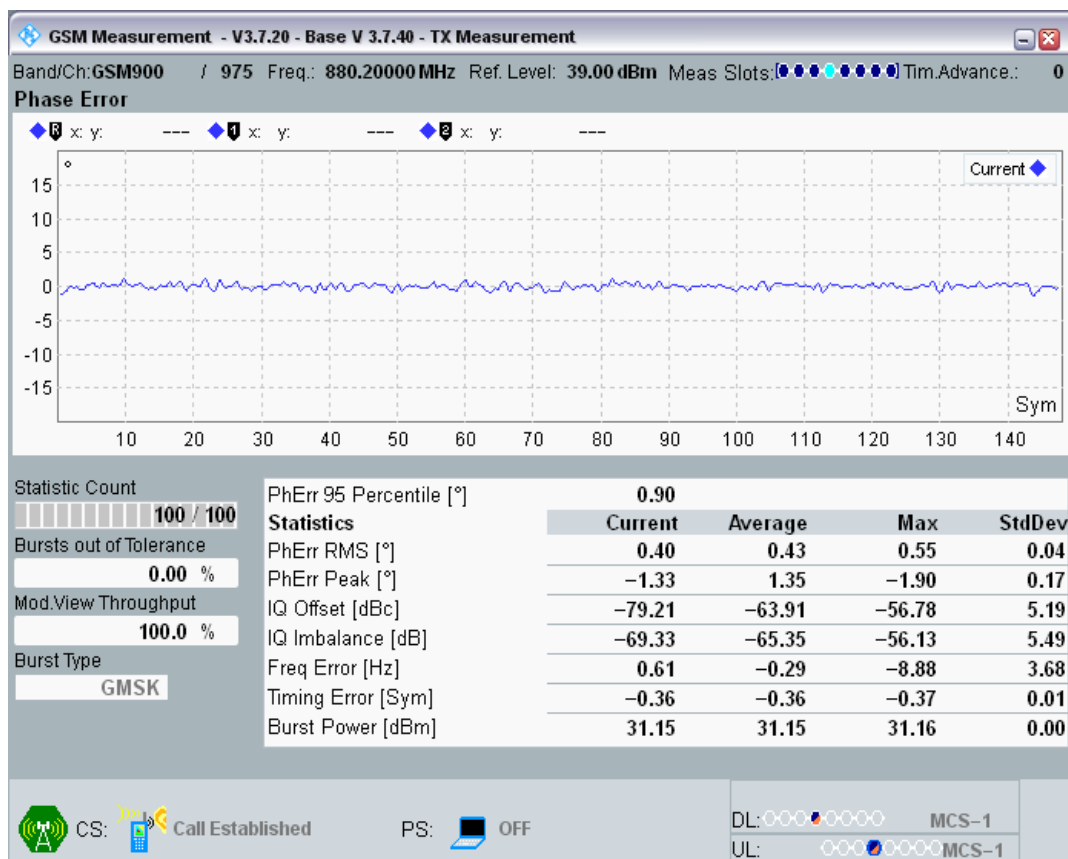
GSM900 Channel=124 PCL=5.png



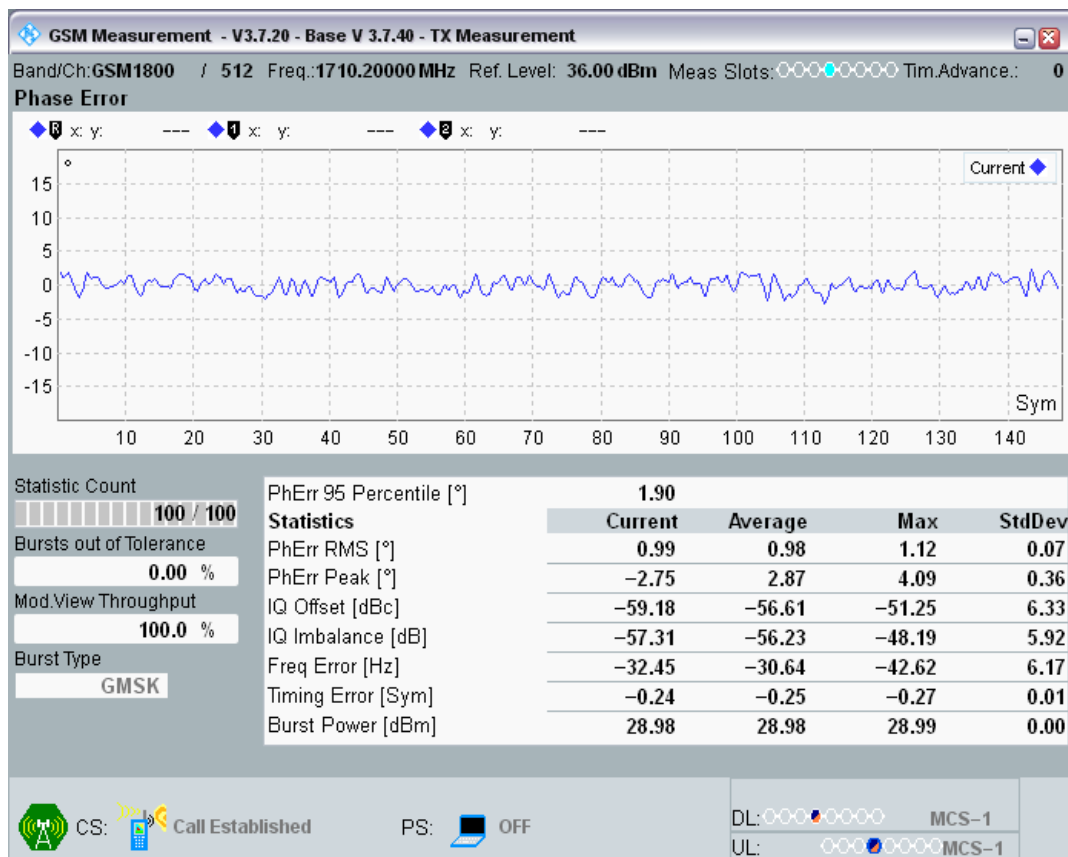
GSM900 Channel=60 PCL=5.png



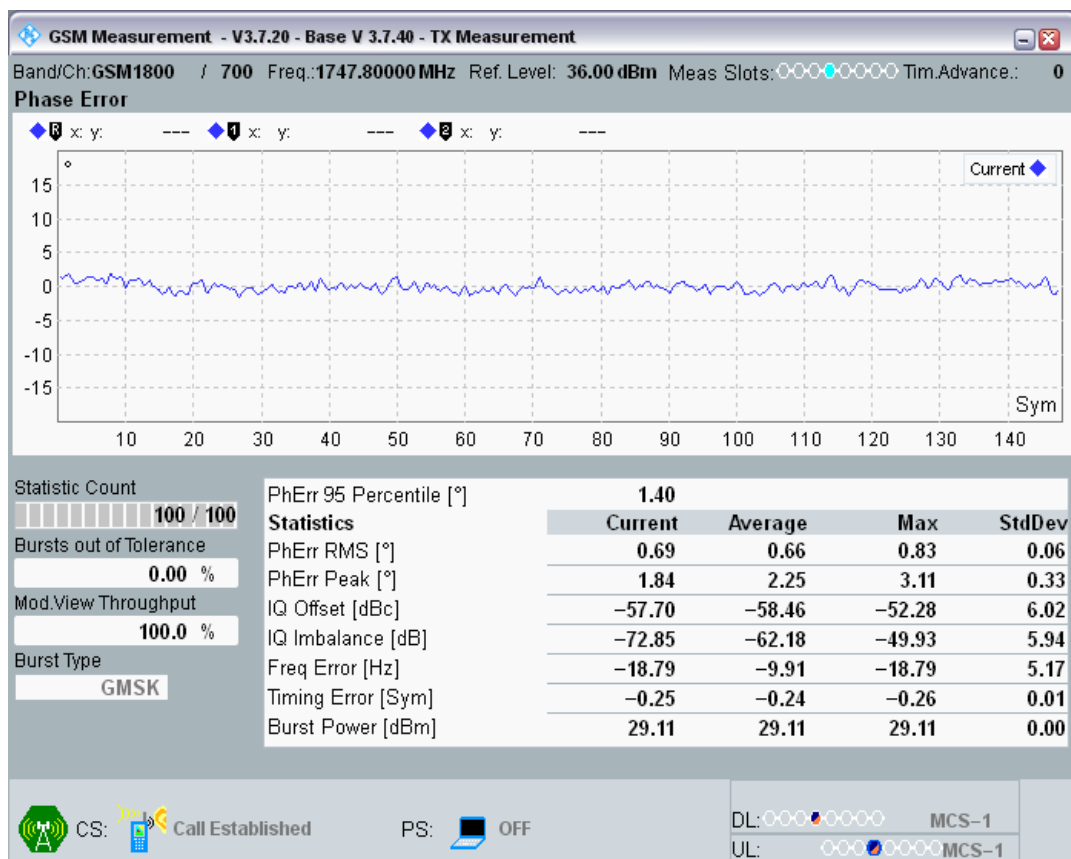
GSM900 Channel=975 PCL=5.png



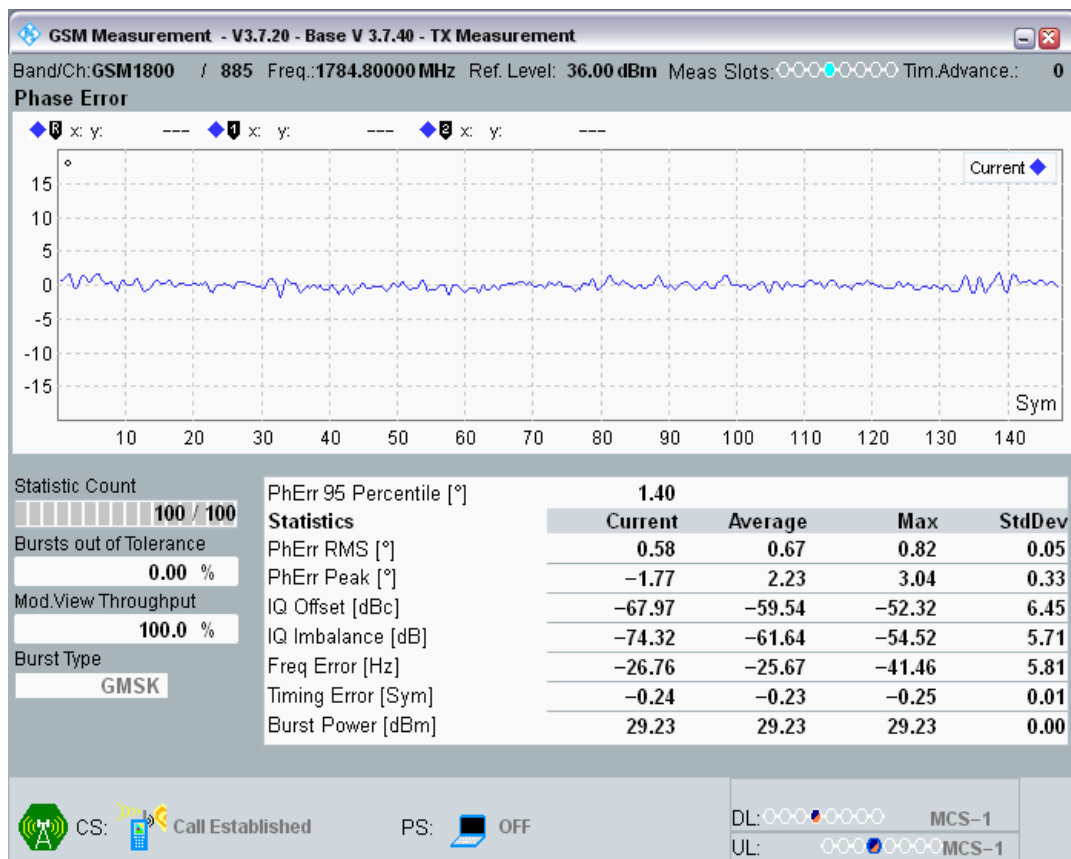
DCS1800 Channel=512 PCL=0.png



DCS1800 Channel=700 PCL=0.png



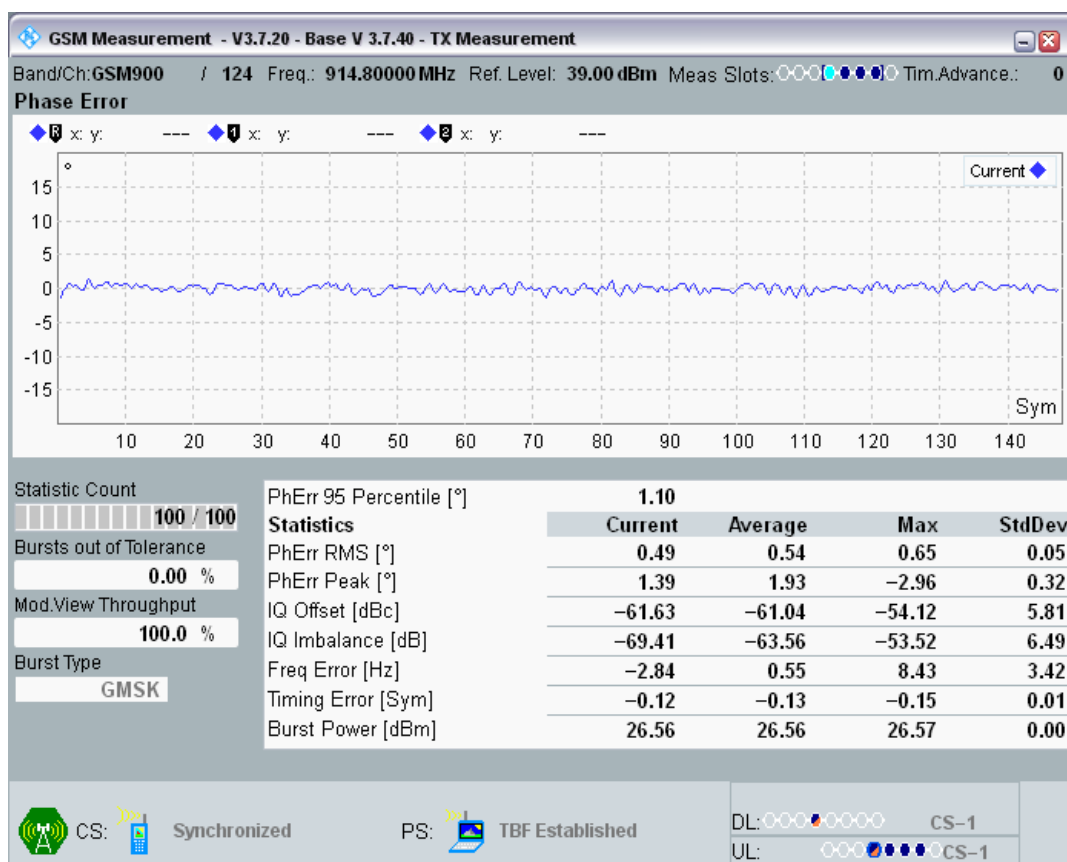
DCS1800 Channel=885 PCL=0.png



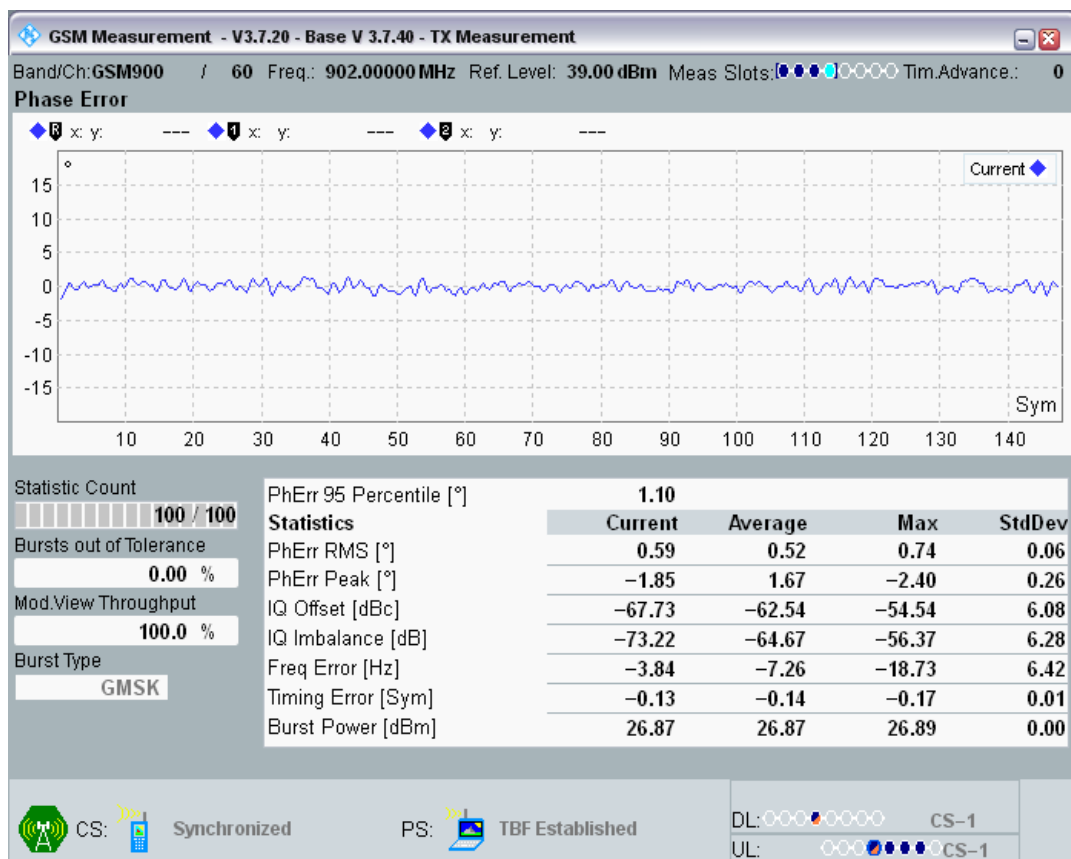
Clause 4.2.4 Frequency error and phase error in GPRS multi slot configuration

Band	Channel	Frequency (MHz)	Gamma	Type	Result	Low Limit	high Limit	Verdict
GSM900	975	880.2	3;3;3;3	Frequency Error (Hz)	-10.91	-88.02	88.02	PASS
GSM900	975	880.2	3;3;3;3	RMS Phase Error (Degree)	0.46	0	5	PASS
GSM900	975	880.2	3;3;3;3	Peak Phase Error (Degree)	1.59	0	20	PASS
GSM900	60	902	3;3;3;3	Frequency Error (Hz)	-7.26	-90.2	90.2	PASS
GSM900	60	902	3;3;3;3	RMS Phase Error (Degree)	0.52	0	5	PASS
GSM900	60	902	3;3;3;3	Peak Phase Error (Degree)	1.67	0	20	PASS
GSM900	124	914.8	3;3;3;3	Frequency Error (Hz)	0.55	-91.48	91.48	PASS
GSM900	124	914.8	3;3;3;3	RMS Phase Error (Degree)	0.54	0	5	PASS
GSM900	124	914.8	3;3;3;3	Peak Phase Error (Degree)	1.93	0	20	PASS
DCS1800	512	1710.2	3;3;3;3	Frequency Error (Hz)	-9.52	-171.02	171.02	PASS
DCS1800	512	1710.2	3;3;3;3	RMS Phase Error (Degree)	0.95	0	5	PASS
DCS1800	512	1710.2	3;3;3;3	Peak Phase Error (Degree)	2.57	0	20	PASS
DCS1800	700	1747.8	3;3;3;3	Frequency Error (Hz)	-3.36	-174.78	174.78	PASS
DCS1800	700	1747.8	3;3;3;3	RMS Phase Error (Degree)	0.56	0	5	PASS
DCS1800	700	1747.8	3;3;3;3	Peak Phase Error (Degree)	1.72	0	20	PASS
DCS1800	885	1784.8	3;3;3;3	Frequency Error (Hz)	-2.78	-178.48	178.48	PASS
DCS1800	885	1784.8	3;3;3;3	RMS Phase Error (Degree)	0.58	0	5	PASS
DCS1800	885	1784.8	3;3;3;3	Peak Phase Error (Degree)	1.80	0	20	PASS

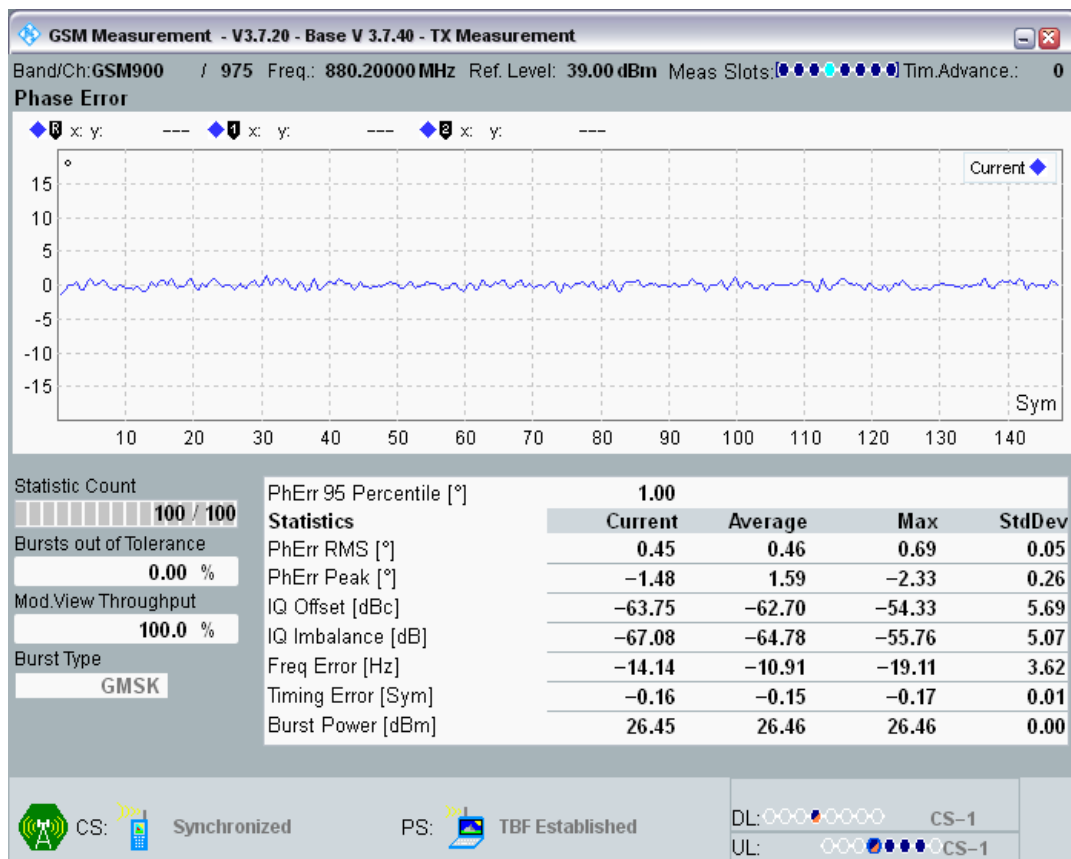
GSM900 Channel=124 Gamma=3;3;3;3.png



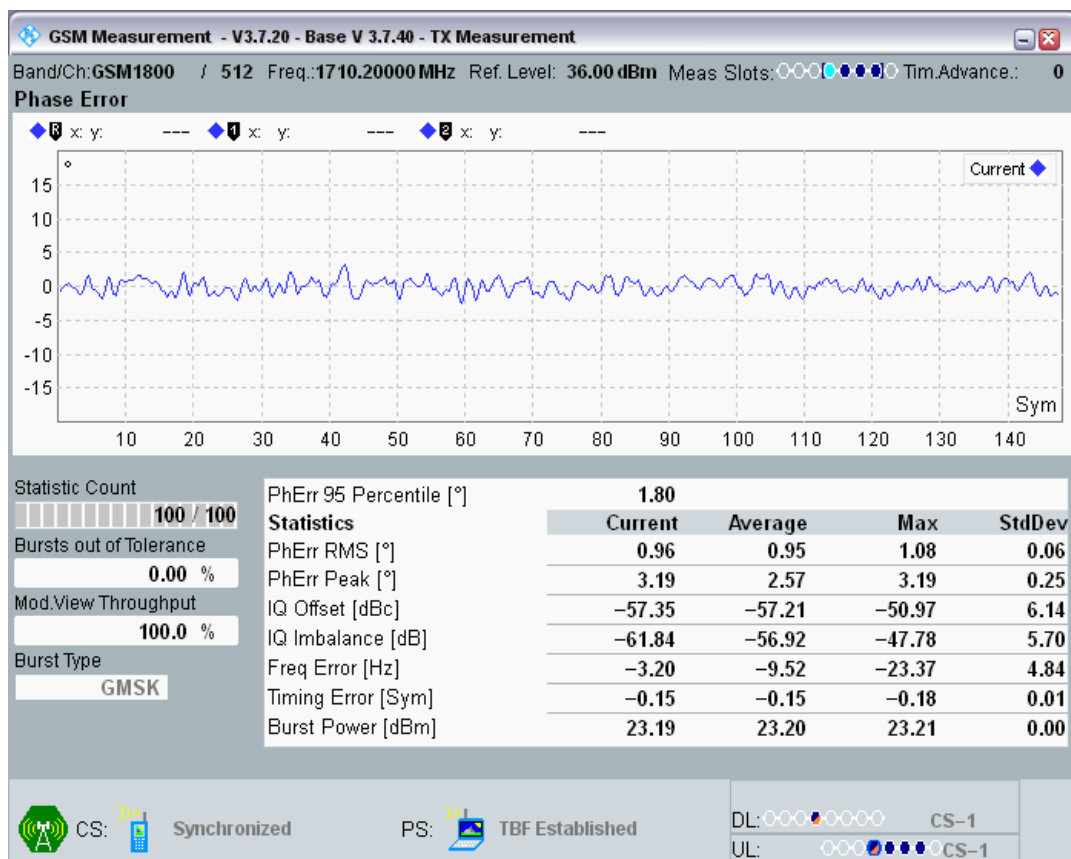
GSM900 Channel=60 Gamma=3;3;3;3.png



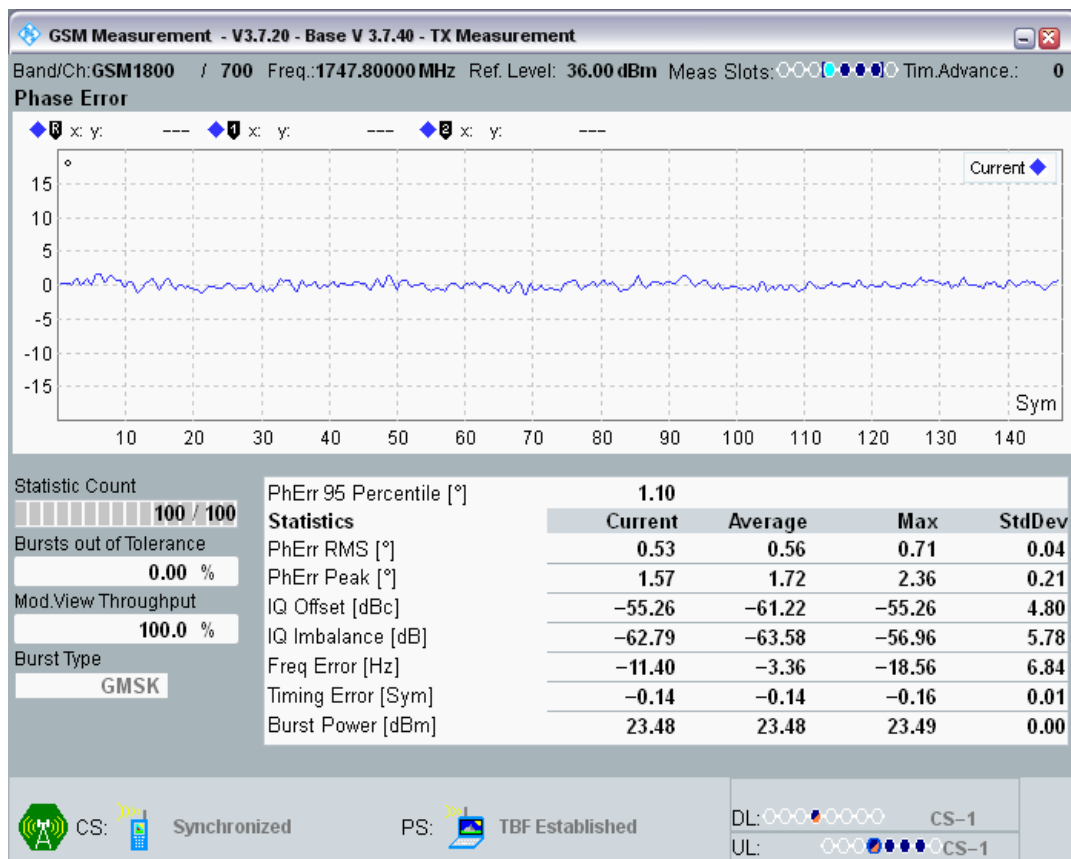
GSM900 Channel=975 Gamma=3;3;3;3.png



DCS1800 Channel=512 Gamma=3;3;3;3.png



DCS1800 Channel=700 Gamma=3;3;3;3.png



DCS1800 Channel=885 Gamma=3;3;3;3.png

